250 Southridge NW, Suite 300
Edmonton, AB CANADA T6H 4M9
www.emperormetals.com

Emperor Continues to Define Shallow High-Grade Gold Mineralization Supporting Conceptual Open-Pit Growth

Edmonton, Alberta, September 9, 2026 – Emperor Metals Inc. ("**Emperor**") (CSE: AUOZ, OTCQB: EMAUF, FSE: 9NH) is pleased to report results from the latest assay release of its 2026 exploration campaign at the Duquesne West Project. The program comprised 20,479 m of new drilling and approximately 7,884 m of targeted historical previous unsampled core, generating more than 28,000 m of combined drilling data to further refine and expand the resource model.

With 142,758 m of drilling completed to date, these results represent another significant step toward Emperor's objective of advancing the project to a Preliminary Economic Assessment (PEA) in the near term.

Highlights of Press Release:

- **DQ26-52: 24.1 meters (m) grading 2.6 g/t Au**
  - including 7.1 m of 7.5 g/t Au from 45.2 m: **35 m vertical depth**.
- **DQ26-53: 14.3 m grading 2.2 g/t Au**
  - including 4.0 m of 7.4 g/t Au from 50 m: **39 m vertical depth**.
- Assay results have now been received for 42 of 66 drill holes or 61% of the 20,479 m drilled during the 2026 program.

CEO John Florek commented: "*It is encouraging to see our exploration strategy continue to deliver the combination of grade and thickness within the shallow portions of the Duquesne West deposit that is fundamental to our open-pit development vision. These results reinforce our strategic objective of defining robust, near-surface mineralization capable of supporting a high-grade starter pit with favourable stripping ratios. This is another important step in demonstrating the long-term value and scalability of the project.*"

"Our vision is to rapidly grow the project's gold inventory through cost-effective, shallow drilling, where each meter drilled has the potential to efficiently add high-quality ounces. This approach allows us to systematically expand the conceptual open-pit footprint while maintaining disciplined exploration expenditures, creating significant value through capital-efficient resource growth."

"Such an approach has the potential to enhance project economics by accelerating payback, improving capital efficiency, and strengthening the foundation for future development decisions. Importantly, this intercept is located approximately 400 m west from the high-grade interval reported in our previous news release on July 29th, which returned 21.3 m grading 3.0 g/t Au. Together, these results demonstrate the continuity of shallow, high-grade mineralization and further support our strategy of defining a substantial inventory of accessible, high-margin ounces that could underpin the early years of a future mining operation."

Exploration Program:

The 2025/2026 program is focused on reinforcing resource continuity, expanding the mineralized envelope, and delivering wider and more robust high-grade intervals adding to the Duquesne West's compelling growth profile (**See Figure 1**).

Emperor completed its 2026 exploration program on budget, drilling 66 holes totaling 20,479 m. To date, assay results have been reported for approximately 12,521 m, representing 42 of 66 holes (roughly 61% of total program drilling). When incorporating the broader program, which includes 7,884 m of unsampled historical core, only approximately 45% of total expected assays have been reported, leaving a substantial portion of results still to come.

This drilling program continues to deliver robust gold intercepts, demonstrating the abundance of gold mineralization while further expanding the known extent of the deposit. The **identification of free gold within the system** further enhances the project's upside potential, representing a characteristic that had not previously been recognized or systematically targeted.

Notable intercepts reported during this season's drilling include:

Hole No.	From (m)	To (m)	Interval (m)	Au (g/t Au)
DQ26-20	402.7	417.7	**15.0**	**61.5**
DQ26-45	478.3	514.2	**35.9**	**3.1**
DQ26-46	436.9	457.0	**20.1**	**5.0**
DQ26-43	64.9	86.7	**21.3**	**3.0**
DQ25-01	155.1	262.8	**107.7**	**0.5**

Table 1: Notable Drill Intercepts Reported to Date from the 2025/2026 Drill Program (See Previous Press Releases).

DQ26-52: This hole was designed to better define mineralized zones and structural controls that are now interpreted to be more robust and continuous than previously recognized (**See Figure 1 and 2**). Emperor's systematic infill drilling is improving the geological model and confidence in these lenses. In addition to identifying opportunities to expand mineralization, this work is intended to support the conversion of portions of the current Inferred Mineral Resource to the Indicated category in Emperor's future NI 43-101 Mineral Resource Estimate update.

Of particular significance, hole **DQ26-52,** of **24.1 m grading 2.6 g/t Au**, is in close proximity to the previously reported **DQ26-33, 34, 35** (see Press Release dated June 2, 2026). Notably, hole **DQ26-34** intersected **9.5 m grading 2.7 g/t Au**. The results in **DQ26-52** demonstrate increased mineralized thickness while maintaining comparable grades, further supporting the interpretation that these gold-bearing lenses exhibit localized structural thickening. This growing understanding of the deposit geometry reinforces Emperor's belief that significant ounces remain to be added within the existing mineralized footprint through systematic infill drilling. By better defining these structurally controlled thickened zones, Emperor believes there is substantial potential to increase future mineral resources without materially expanding the overall deposit footprint.

The core sample in **Image 1 and 2** displays replacement-style mineralized lenses in contact with mineralized QFP. The core highlights wide zones of intense alteration and pervasive gold mineralization, illustrating the strong continuity and robust thickness of the system.

What's Next

Emperor continues to receive assay results from the completed 2025/2026 exploration program. Remaining results, including assays from historical core resampling, will be incorporated into Emperor's ongoing geological interpretation and resource modelling.

Emperor is also advancing toward a future **PEA with an updated 43-101** for Duquesne West, with the updated geological model expected to help inform the timing of this milestone.

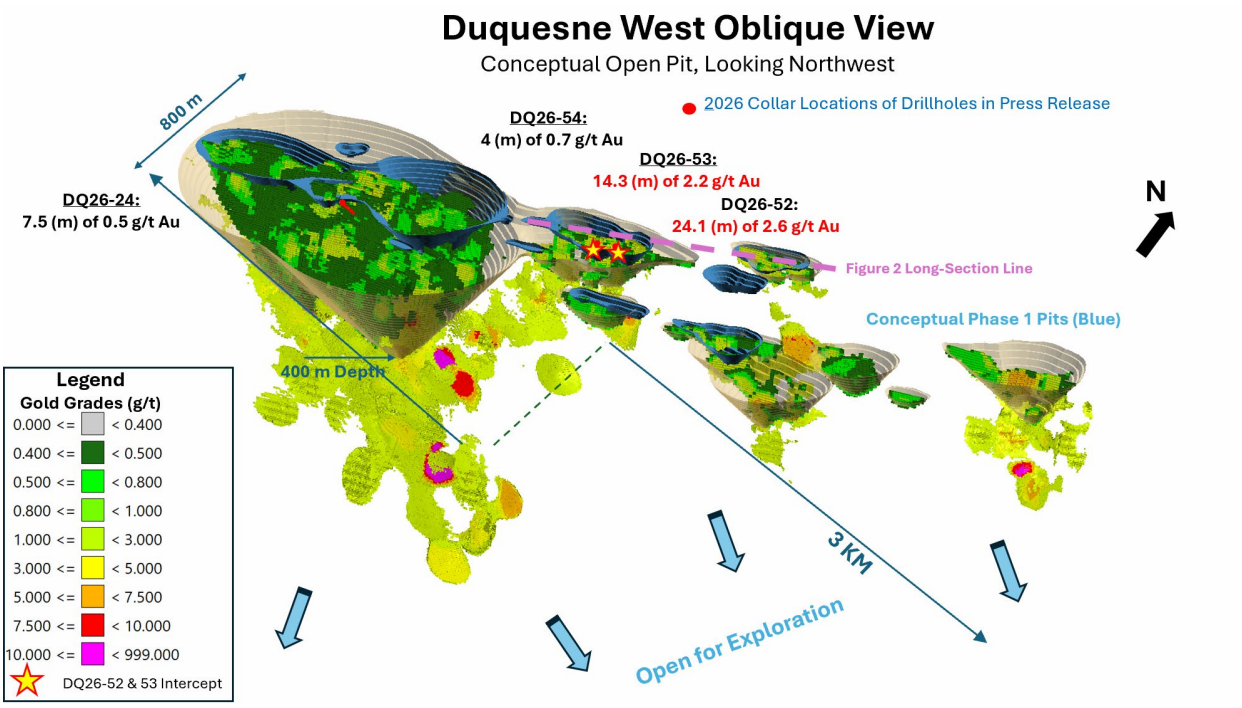

Figure 1: Location of Drillholes Released in this Press Release.

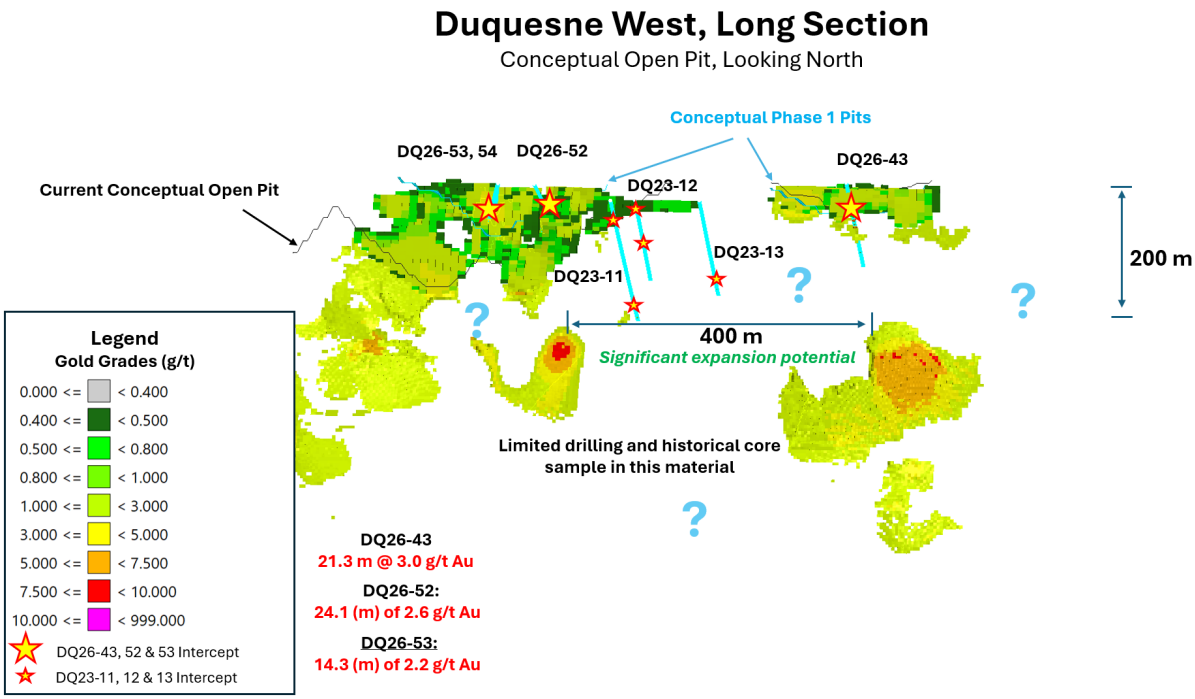

Figure 2: Long Section line from Figure 1 showing current drillholes in this release as well as the 3 drill holes from our 2023 drill program that highlights the expansion potential of the area.



Image 1: This zone highlights mineralized quartz-feldspar porphyry (QFP) in sharp contact with an altered mafic volcanic host rock in **DQ26-52**. The image illustrates replacement-style minerlization in the mafic volcanics and continuous gold mineralization between the two lithological units, forming a substantial mineralized lense. The entire zone returned **24.1 m grading 2.6 g/t Au**, underscoring the strong thickness, structural continuity, and high intensity of mineralization near the surface as the deposit continues to expand. Shown is the interval between 66.4 to 67.4, which returned **1.0 meter grading 37.9 g/t Au**.



Image 2: Close up select zone of **DQ26-52** which returned **37.9 g/t Au from 66.36 m to 67.36 m** shown in Image 1; See red box in Image 1 for location, and **Table 2 and 3** for intercepts.

Hole No.	From m	To m	Interval m	Au (g/t Au)
DQ26-52	45.2	69.4	24.1	2.6
DQ26-53	50.0	64.3	14.3	2.2
DQ26-53	93.2	96.2	3.0	0.7
DQ26-24	178.7	186.2	7.5	0.5
DQ26-24	209.2	210.6	1.5	2.7
DQ26-24	229.2	237.1	7.9	0.6
DQ26-54	63.8	64.8	1.0	1.6
DQ26-54	109.5	113.5	4.0	0.7

[1]Estimated 70-90% True Thickness

Table 2: Highlights the key intercepts from each drill hole reported in this press release. The areas surrounding these intercepts remain largely underexplored and warrant substantial follow-up drilling to further evaluate their expansion potential.

Hole No.	From m	To m	Interval m	Au (g/t Au)
DQ26-52	45.2	46.2	1.0	0.4
DQ26-52	46.2	47.2	1.0	3.6
DQ26-52	47.2	48.2	1.0	0.2
DQ26-52	48.2	49.2	1.0	0.7
DQ26-52	49.2	50.2	1.0	0.0
DQ26-52	50.2	51.2	1.0	0.4
DQ26-52	51.2	52.2	1.0	0.6
DQ26-52	52.2	53.2	1.0	1.1
DQ26-52	53.2	54.2	1.0	0.8

Hole No.	From m	To m	Interval m	Au (g/t Au)
DQ26-52	54.2	55.2	1.0	0.8
DQ26-52	55.2	56.2	1.0	0.1
DQ26-52	56.2	57.2	1.0	0.2
DQ26-52	57.2	58.2	1.0	0.3
DQ26-52	58.2	59.2	1.0	0.2
DQ26-52	59.2	60.2	1.0	0.1
DQ26-52	60.2	61.2	1.0	0.3
DQ26-52	61.2	62.2	1.0	0.1
DQ26-52	62.2	63.6	1.3	0.6
DQ26-52	63.6	64.9	1.3	1.0
DQ26-52	64.9	66.4	1.5	2.5
DQ26-52	66.4	67.4	1.0	37.9
DQ26-52	67.4	68.4	1.0	9.0
DQ26-52	68.4	69.4	1.0	0.8

[1]Estimated = 80% to 90% True Thickness

Table 3: Highlights the overall mineralized intercept of near-surface gold at DQ26-52.

Hole No.	% Reported	Total Depth
DQ26-52	100	90
DQ26-53	100	132
DQ26-54	100	144
DQ26-24	100	270

Table 4: Table of Assays Reported for Drill Holes Included in This Release.

Quality Assurance and Control

The Quality Assurance and Quality Control (QA/QC) was conducted by Technominex, a geological contractor hired by Emperor, which adheres to CIM Best Practices Guidelines for exploration related activities conducted at its facility in Rouyn Noranda, Quebec. The QA/QC procedures are overseen by a Qualified Person on site.

Emperor QA/QC protocols are maintained through the insertion of certified reference material (standards), blanks and lab duplicates within the sample stream totaling approximately one QA/QC sample per 7 samples. Drill core is cut in-half with a diamond saw, with one-half placed in sealed bags with appropriate tags and shipped to either the SGS Val D'Or, Quebec or MSALabs in Val D'Or, Quebec and the other half retained on site in the original core box. For SGS labs, a dispatch list consists of 88 or 176 samples along with their corresponding QA/QC samples for a single batch. This allows complete batches (88 samples) for fire assay. A file for sample tracking records tags used and weights of sample bags shipped to the SGS Val D'Or. Shipment is done by Manitoulin Transport and coordination by Technominex staff in Rouyn-Noranda

The third-party laboratory, SGS prep laboratory in Val D'Or Quebec, processes the shipment of samples using standard sample preparation (code PRP92) and produces pulps from the specified

samples. The pulps are then sent off to SGS Burnaby for analysis. Chain of custody is maintained from the drill to the submittal into the laboratory preparation facility all the way to analysis at the SGS Burnaby B.C. laboratory.

Analytical testing is performed by SGS laboratories in Burnaby, British Columbia. The entire sample is crushed to 90% passing 2mm, with a split of 500g pulverized to 85% passing 75 microns. Samples are then analyzed using Au - ore grade 50g Fire Assay, ICP-AES with reporting limits of 0.01 -100 part per million (ppm). High grade gold analysis based on the presence of visible gold or a fire assay result exceeding 100 ppm, are analyzed by Au - metallic screening, 1kg screened to 106µm, 50g fire assay, gravimetric, AAS or ICP-AES of entire plus fraction and duplicate analysis of minus fraction. Reporting limit 0.01ppm.

Quality Assurance and Quality Control for MSALabs

Samples are submitted to MSALABS' analytical facility in Val d'Or, Quebec, for preparation and gold analysis. Samples are dried and crushed to 70% passing 2 mm, and an approximately 500 g aliquot is analyzed using Chrysos PhotonAssay™ technology. This method uses high-energy X-ray excitation with gamma detection to provide a rapid, non-destructive measurement of gold content on a larger, more representative sample mass.

Emperor QA/QC protocols are maintained through the insertion of certified reference material (standards), blanks and lab duplicates within the sample stream totaling approximately one QA/QC sample per 7 samples. Drill core is cut in-half with a diamond saw, with one-half placed in sealed bags with appropriate tags and shipped to MSALabs in Val D'Or and the other half retained on site in the original core box. A file for sample tracking records tags used and weights of sample bags shipped to MSALabs in Val D'Or Quebec.

MSALABS is an ISO/IEC 17025 accredited laboratory and implements rigorous internal quality control procedures. These include the systematic insertion of certified reference materials (CRMs), blanks, and duplicates at defined intervals throughout the analytical process to monitor accuracy, precision, and potential contamination.

About the Duquesne West Gold Project

The Duquesne West Gold Property is located 32 km northwest of the city of Rouyn-Noranda and 10 km east of the town of Duparquet. The property lies within the historic Duparquet gold mining camp in the southern portion of the Abitibi Greenstone Belt in the Superior Province.

Emperor is targeting a multi-million-ounce gold resource at Duquesne West through a combination of conceptual open-pit and underground mining scenarios. The Property currently hosts an updated inferred mineral resource estimate (MRE) of **26.9 million tonnes (Mt) containing 1.46 million ounces (Moz) of gold at an average grade of 1.69 g/t Au** (See Press Release dated July 9, 2025, available on SEDAR+). The sensitivity table in the MRE shows various grade scenarios for a higher-grade open pit for an underground mining scenario.

Under an Option Agreement, Emperor agreed to acquire a one hundred percent (100%) interest in a mineral claim package comprising 38 claims covering approximately 1,389 ha, located in the Duparquet Township of Quebec (the "Duquesne West Property") from Duparquet Assets Ltd., a 50% owned subsidiary of Globex Mining Enterprises Inc. (GMX-TSX). For further information on the Duquesne West Property and Option Agreement, see Emperor's press release dated October

12, 2022, available on SEDAR+.

A reinterpretation of the existing geological model was created using AI and Machine Learning. This model shows the opportunity for additional discovery of ounces by revealing gold trends unknown to previous workers and the potential to expand the resource along significant gold-endowed structural zones.

QP Disclosure

The technical content pertaining to the Duquesne West Project in this news release has been reviewed and approved by John Labrecque, Vice President of Emperor (B.Sc., P.Geol., Geologue Restrictif Temporaire OQLF), who is recognized as a Qualified Person under CIM guidelines and serves as a consultant to Emperor.

About Emperor Metals Inc.

Emperor Metals Inc. is a high-grade gold exploration and development junior mining company focused on Quebec's Southern Abitibi Greenstone Belt, leveraging AI-driven exploration techniques. Emperor is dedicated to unlocking the substantial resource potential of the Duquesne West Gold Project and the Lac Pelletier Project (currently awaiting liability transfer) both situated in this Tier 1 mining district.

Emperor is led by a dynamic group of resource sector professionals who have a strong record of success in evaluating and advancing mining projects from exploration through to production, attracting capital and overcoming adversity to deliver shareholder value. For more information, please refer to SEDAR+ (www.sedarplus.ca), under Emperor's profile.

ON BEHALF OF THE BOARD OF DIRECTORS

s/ "John Florek"

John Florek, M.Sc., P.Geol
President, CEO and Director
Emperor Metals Inc.

Contact:
John Florek
President/CEO
T: (807) 228-3531

The Canadian Securities Exchange has not approved nor disapproved the content of this press release.

Cautionary Note Regarding Forward-Looking Statements: Certain statements made and information contained herein may constitute "forward-looking information" and "forward-looking statements" within the meaning of applicable Canadian and United States securities legislation. These statements and information are based on facts currently available to Emperor and there is no assurance that the actual results will meet management's expectations. Forward-looking statements and information may be identified by such terms as "anticipates," "believes," "targets," "estimates," "plans," "expects," "may," "will," "could" or "would."

Forward-looking statements and information contained herein are based on certain factors and

assumptions regarding, among other things, the estimation of mineral resources and reserves, the realization of resource and reserve estimates, metal prices, taxation, the estimation, timing and amount of future exploration and development, capital and operating costs, the availability of financing, the receipt of regulatory approvals, environmental risks, title disputes and other matters. While Emperor considers its assumptions to be reasonable as of the date hereof, forward-looking statements and information are not guarantees of future performance and readers should not place undue importance on such statements as actual events and results may differ materially from those described herein. Emperor does not undertake to update any forward-looking statements or information except as may be required by applicable securities laws.